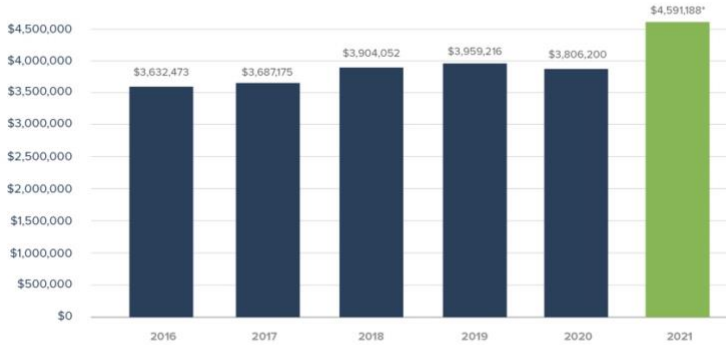


### 2021 TOTAL ASSETS | Net Assets



\*Unaudited financials are subject to revision.

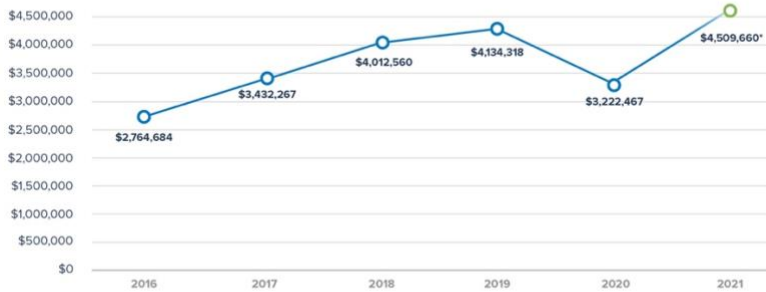
### Scholarships & Grants Awarded

2022 \$1,500,000 budgeted  
 2021 \$1,317,966\*  
 2020 \$1,089,296 (Covid-19)  
 2019 \$1,710,841  
 2018 \$1,970,499  
 2017 \$1,606,405  
 2016 \$1,236,746

**1,362 students**

Number of students in 2020 who received scholarships and grants thanks to TechForce donors.

### 2021 TOTAL ASSETS | Total Revenue and Support



\*Unaudited financials are subject to revision.

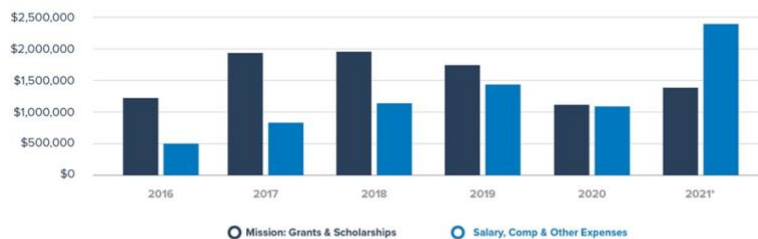
### Program/Operations Percentage

Over the past three years, TechForce's audited financials has averaged a **20.83%** percentage allocation towards operations, thus roughly an **80/20 split**.

2020 increased this percentage over the previous two years of 16.9% as a result of the Covid-19 pandemic when programming diminished but personnel and other costs remained.

Our 2021 financials will undergo the annual audit soon and this new percentage shall be updated upon its completion.

### 2021 TOTAL ASSETS | Expenses



\*Unaudited financials are subject to revision.

**80/20%**  
 Program/operations percentage split average over the past 3 years.